






### Large Accent with Variable Lumen Output

Finishes	BKT (shown), AZT, CBR, WHT (16019 only)		Additional Finishes
Color Temperature	2700K - Warm White	3000K - Pure White	 AZT  CBR  WHT (35° only)
Item Number by Beam Spread and Finish	<b>15° Spot</b> 16018 AZT27, 16018 BKT27, 16018 CBR27  <b>35° Flood</b> 16019 AZT27, 16019 BKT27, 16019 CBR27, 16019 WHT27  <b>60° Wide Flood</b> 16020 AZT27, 16020 BKT27, 16020 CBR27	<b>15° Spot</b> 16018 AZT30, 16018 BKT30, 16018 CBR30  <b>35° Flood</b> 16019 AZT30, 16019 BKT30, 16019 CBR30, 16019 WHT30  <b>60° Wide Flood</b> 16020 AZT30, 16020 BKT30, 16020 CBR30	
Housing	Cast Aluminum or Cast Brass (CBR)		
Wattage/VA, Delivered Lumens & Efficacy	<b>Level 1</b> = 5.25W/8.5VA, 400 lm, 76 lm/W <b>Level 2</b> = 8.5W/12.5VA, 600 lm, 70 lm/W <b>Level 3</b> = 12W/17VA, 835 lm, 69 lm/W	<b>Factory set at Level 1 (400 lm/35W Equivalent)</b> Lumen levels are the same for 2700K and 3000K	
CRI	80+	80+	
Voltage Range	9V-15V AC/DC with no loss in light output. 6kV (6000 volt surge protection) built on board of driver		
Light Source	1 integrated high-output chip-on-board LED with 3-step binning for color consistency. Custom T.I.R. (Total Internal Reflection) lens optics. Tested to a Lumen Maintenance L70 of 50,000 hrs.		
Wiring	48" of usable #18-2, SPT-1W leads		
Notes	Replaces the equivalent of a 35-40W Halogen (Level 1), 50W Halogen (Level 2) and 75W Halogen (Level 3). Includes 8" slotted in-ground stake, 2 gel-filled wire nuts and lumen switching magnetic key. Brass will naturally patina over time. White is only available in 35° Flood.		
Accessories	<b>Cowls &amp; Lenses:</b> Long Cowl, 360 Degree Cowl, Hexcell Louver, Lenses: Red, Amber, Green Foliage, Holiday Green and Frosted	<b>Mounting:</b> Surface Mounting Flange, 3" Round Mounting Base (CBR), Surface Mounting Bracket, Junction Box Mounting Bracket, 90° Elbows, Stem Coupler, Stems, Two Fixture Mount (CBR)	<i>Accessories start on page 202.</i>

